

SafeSchool Instructions

This is a link to the site <https://d91-id.safeschools.com/login> , or go to the district website and under staff there is a link to SafeSchools there. **Follow the highlighted Text**

LOG IN

Provided by IDAHO FALLS SCHOOL DISTRICT

Provided by MORETON & COMPANY

The safety of our staff and students is of utmost importance. That's why we're pleased to offer the SafeSchools Online Training System to our employees. We're confident you'll find these courses to be informative and helpful towards maintaining a safe learning environment.

Username: not full email

testuser| **4 X4**

LOG IN

[Forgot Login?](#) [Username Hint](#)

WELCOME, **USER TEST!**

Position: **Paraprofession** Location: **Dora Erickson**

This isn't me. **Click on LOG ME IN**


LOG ME IN!

VECTOR SOLUTIONS | **SafeSchools Training** | testuser

My Assignments

Listed below are the courses assigned to you by your administrator. Additionally, you can track your progress towards completing each assignment.

Assigned courses will show up here, you can also search for other courses.

0% Mandatory Training		Education of Migratory Children Custom	i Due In 30 Days	Due: 2020-08-29	Start →
			o 30 Minutes		

Education of Migratory Children

Custom

[Read More](#)

Click on Start Course

START COURSE

0 / 1 Sections Complete

Course Sections

Migratory Children **Start** →

o 30 Minutes Reading Required

Course Details

Policy o 30 Minutes

Course Coordinator

Migratory Children

Welcome to the Migratory Children Policy. Please click on the link below to review the policy.

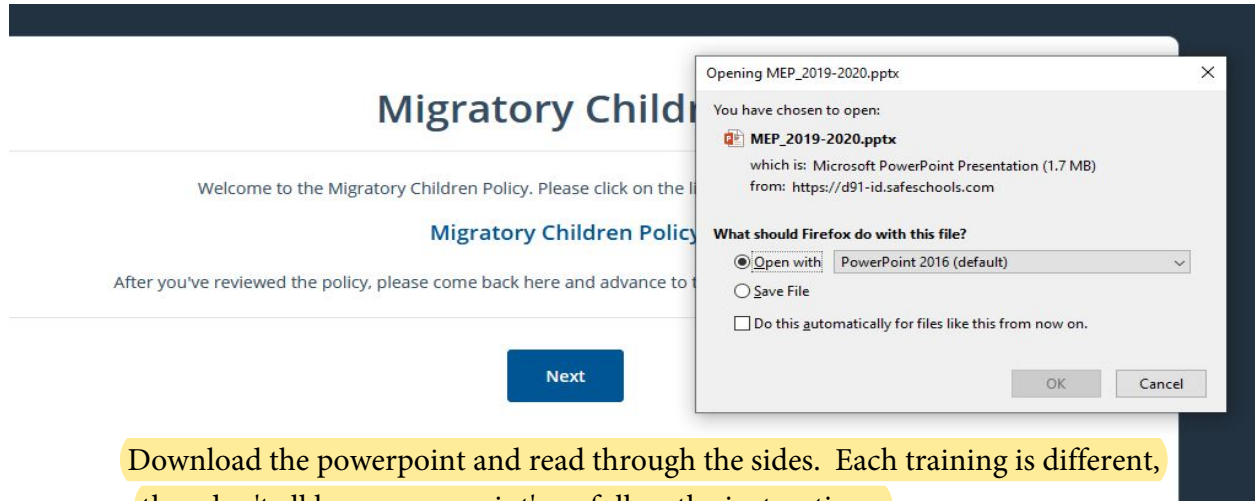
Migratory Children Policy

After you've reviewed the policy, please come back here and advance to the next screen to complete the training.

Please click the policy document link above to continue.

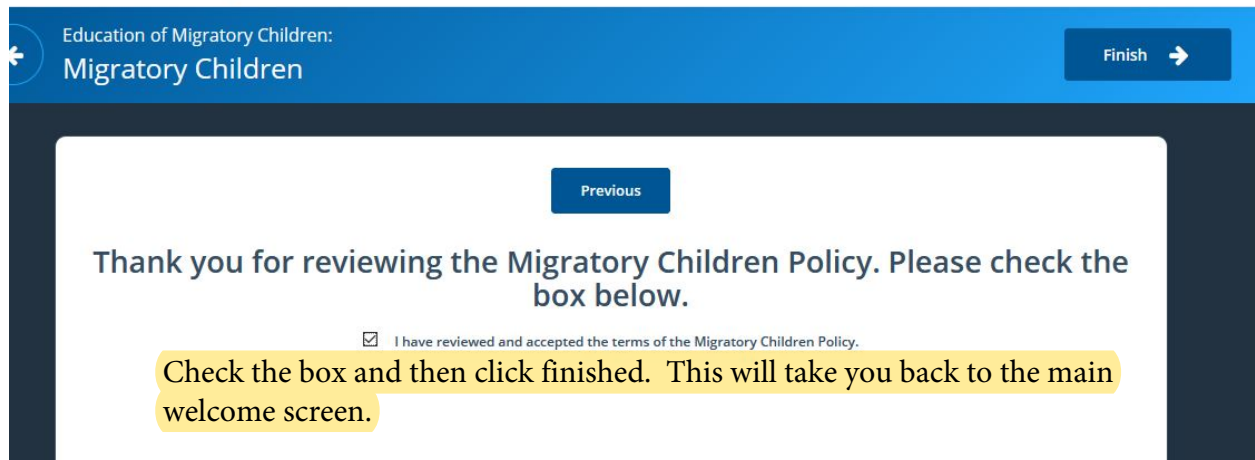
Next

Click Next



The screenshot shows a web page titled "Migratory Children" with a "Next" button. A Firefox file dialog box is open, showing the file "MEP_2019-2020.pptx" (1.7 MB) from "https://d91-id.safeschools.com". The dialog asks "What should Firefox do with this file?" and has options: "Open with PowerPoint 2016 (default)", "Save File", and "Do this automatically for files like this from now on." The "Open with" option is selected. A yellow highlight is on the "Click Next" button in the background.

Download the powerpoint and read through the slides. Each training is different, they don't all have powerpoint's so follow the instructions.



The screenshot shows a web page titled "Education of Migratory Children: Migratory Children" with a "Finish" button and a "Previous" button. The main content area says "Thank you for reviewing the Migratory Children Policy. Please check the box below." and has a checked checkbox with the text "I have reviewed and accepted the terms of the Migratory Children Policy." A yellow highlight is on the checkbox and the text "Check the box and then click finished. This will take you back to the main welcome screen."